Irish Beef Review and Outlook 2022/23

Mark Zieg

January 13th 2023

BORD BIA
IRISH FOOD BOARD



Irish beef exports 2022

€2.52 billion +18%

Primary Beef: 512,000T (cwe) +9%

Beef Offal: €134M +17%



Continental EU: 51% €1.3bn / +26%

United Kingdom: 43% €1.09bn / +15%

International: 6% €162m +10%

Additionally: €250m of value-added beef + 60%

Key Irish beef market developments 2022

Exports to:	Value (million €)	% Change
UK	1009	+15
France	323	+42
Belgium	76	+24
Germany	156	+14
Italy	218	+55
Netherlands	216	+15
Spain	52	+27
Sweden	115	+5
US	15	-58
Canada	14	+1
Japan	15	+1
Philippines	49	+14

Bord Bia estimates based on CSO

Producer prices: Ireland vs UK vs EU average

(c/kg excl. VAT)

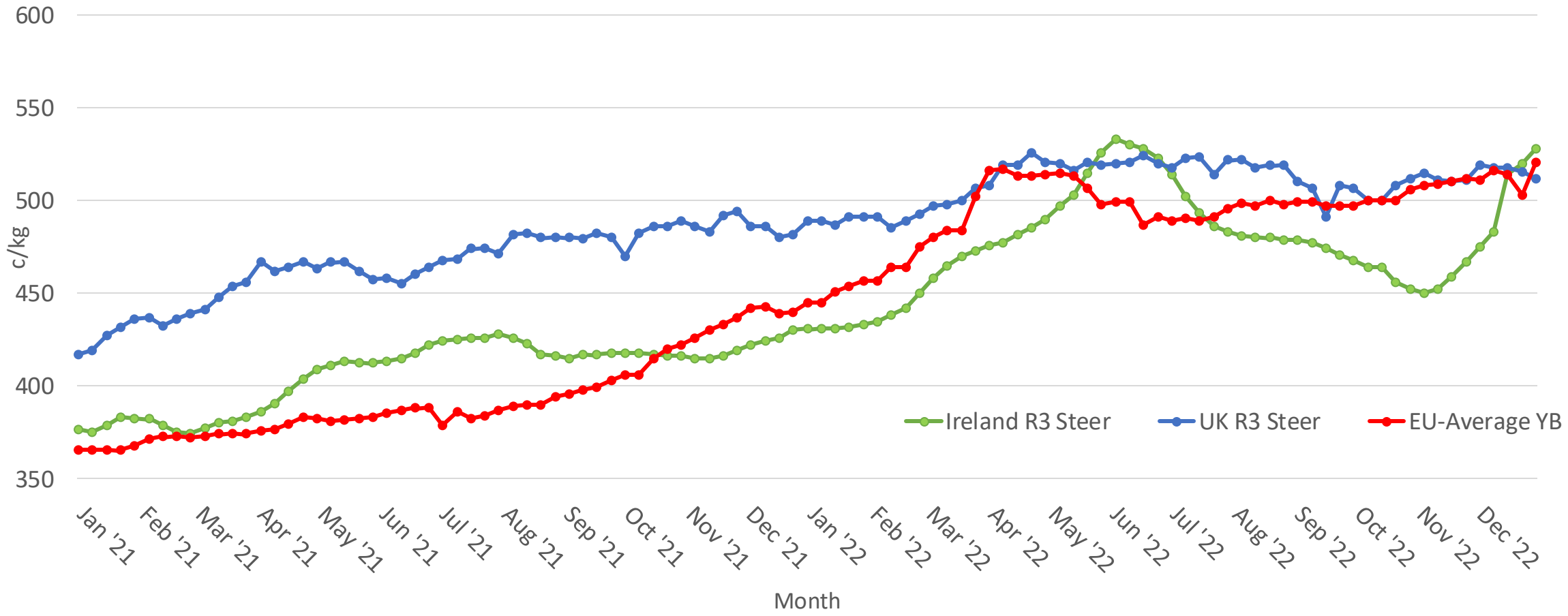

Average prices for 2022: Ireland €4.78/kg (+18%); UK €5.11 (+10%) vs. EU avg. €4.96/kg (+26%)

Calf registrations by dam type 2022 vs ‘21

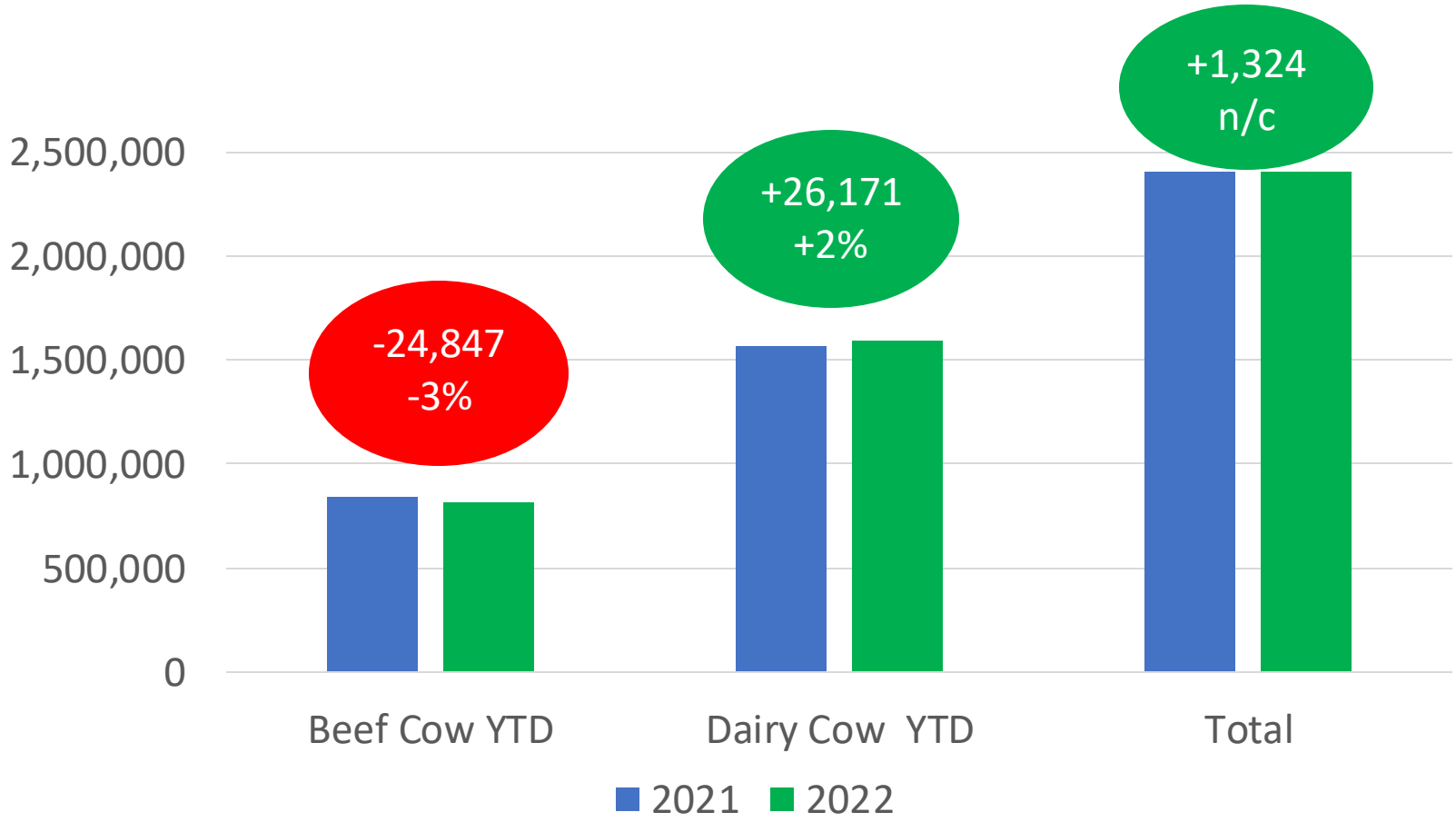

CSO Provisional figures June 2022 Census

Dairy Cows
1,627,300
+1.4%

Suckler cows
913,200
-2.9%

Data up to w/e 30 December 2022: Source ICBF

Irish weekly cattle throughput

Weekly total cattle kill in DAFM approved plants 2020-2022

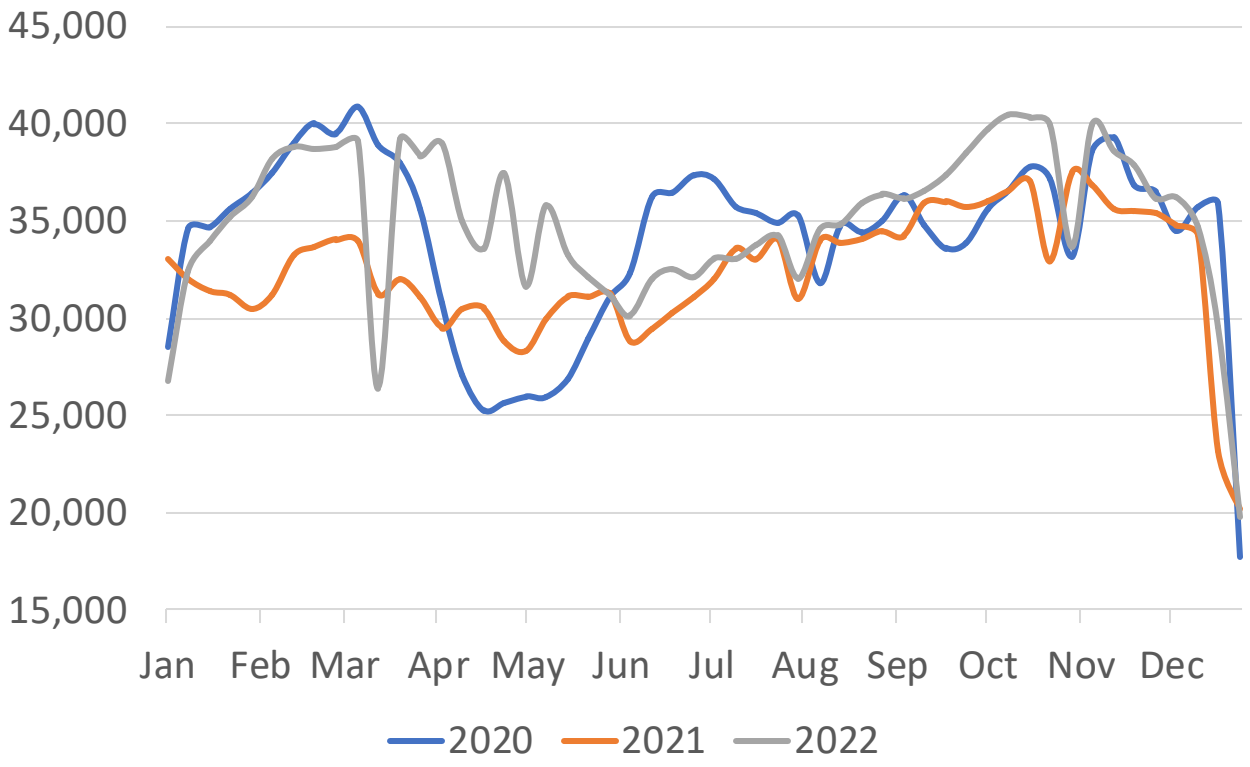

	2021 YTD	2022 YTD	Change	% Change
Total Kill	1,687,127	1,820,485	133,358	+7%
Prime Kill	1,283,710	1,349,281	65,571	+5%
Cows	354,374	413,410	59,036	+14%
Other	49,043	57,794	8,751	+15%

Data up to w/e 30 December 2022: Source DAFM

Live Exports

	2020	2021	2022	
Netherlands	48,866	49,172	97,209	+98%
Spain	81,280	73,478	73,252	0%
Northern Ireland	64,287	72,722	48,781	-33%
Italy	21,841	29,747	29,859	0%
Libya	14,903	6,467	9,198	+42%
Turkey	10,137	-	5,571	-
Poland	3,438	1,544	3,973	+157%
Great Britain	6,285	4,021	3,628	-10%
Egypt	-	-	3,617	-
Jordan	-	-	3,387	-
Greece	2,650	2,245	2,654	+18%
Hungary	206	1,865	1,463	-22%
Slovakia	-	121	1,293	+969%
Lebanon	-	-	791	-
Belgium	4,229	2,044	572	-72%
Other	8,031	3,932	1,099	-72%
Total	266,153	247,358	286,347	+16%



- Steady demand from key markets for Irish calves/weanling/store cattle
- Indications of a firm calf trade again in 2023
- Numbers to Northern Ireland increased in late 2022 in response to tightening cattle supplies
- Longer term outlook is challenging with ongoing pressures on the trade - particularly calves

Live cattle exports by destination 2020-2022 (Source DAFM)

Irish cattle availability

Male cattle on farm 01 November 2021-2022

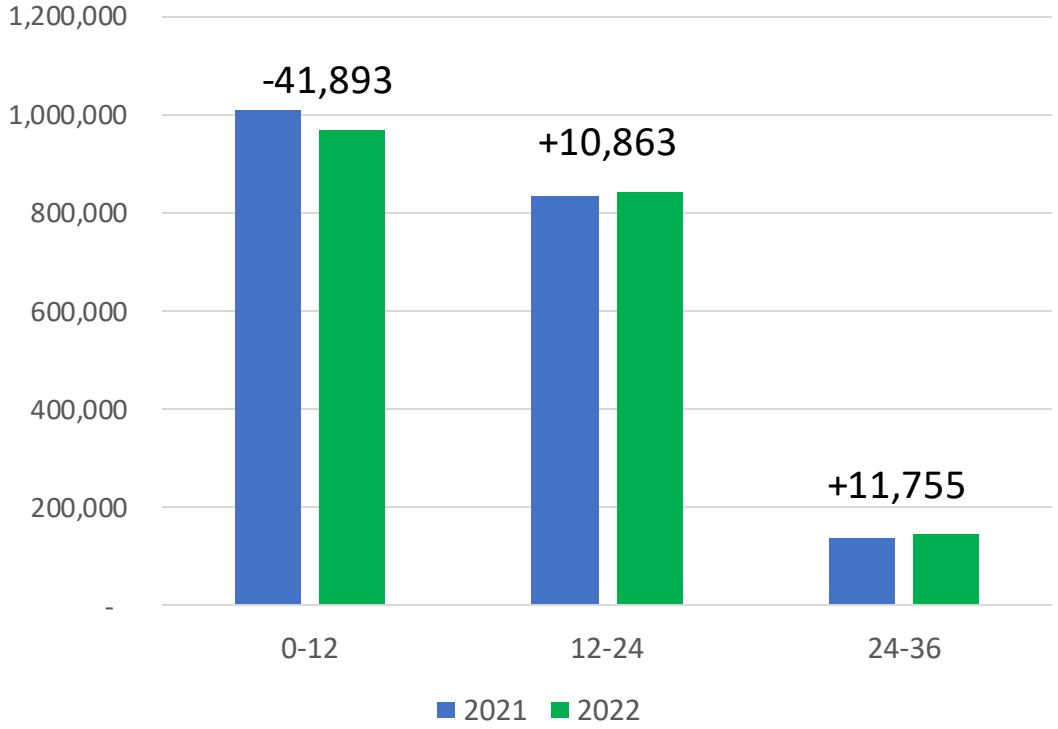

Female beef cattle on farm 01 November 2021-2022

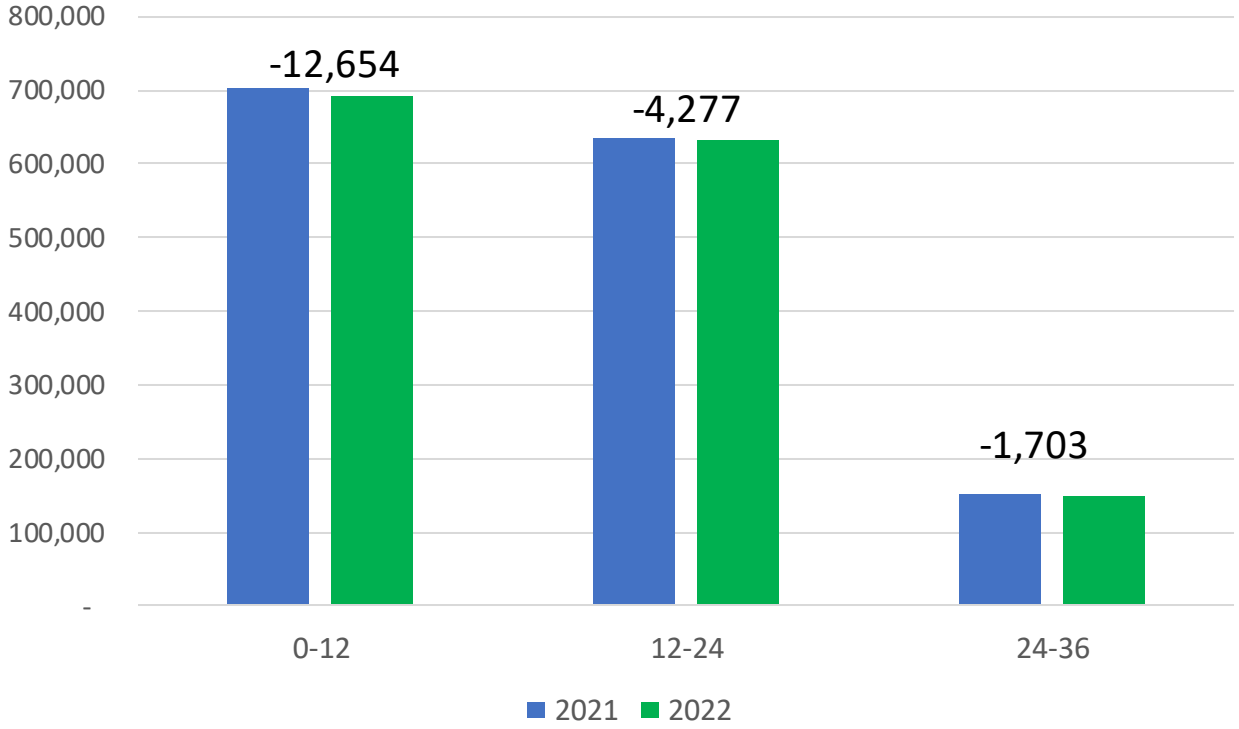

AIMS database August 2022: Source DAFM

Irish total kill forecast

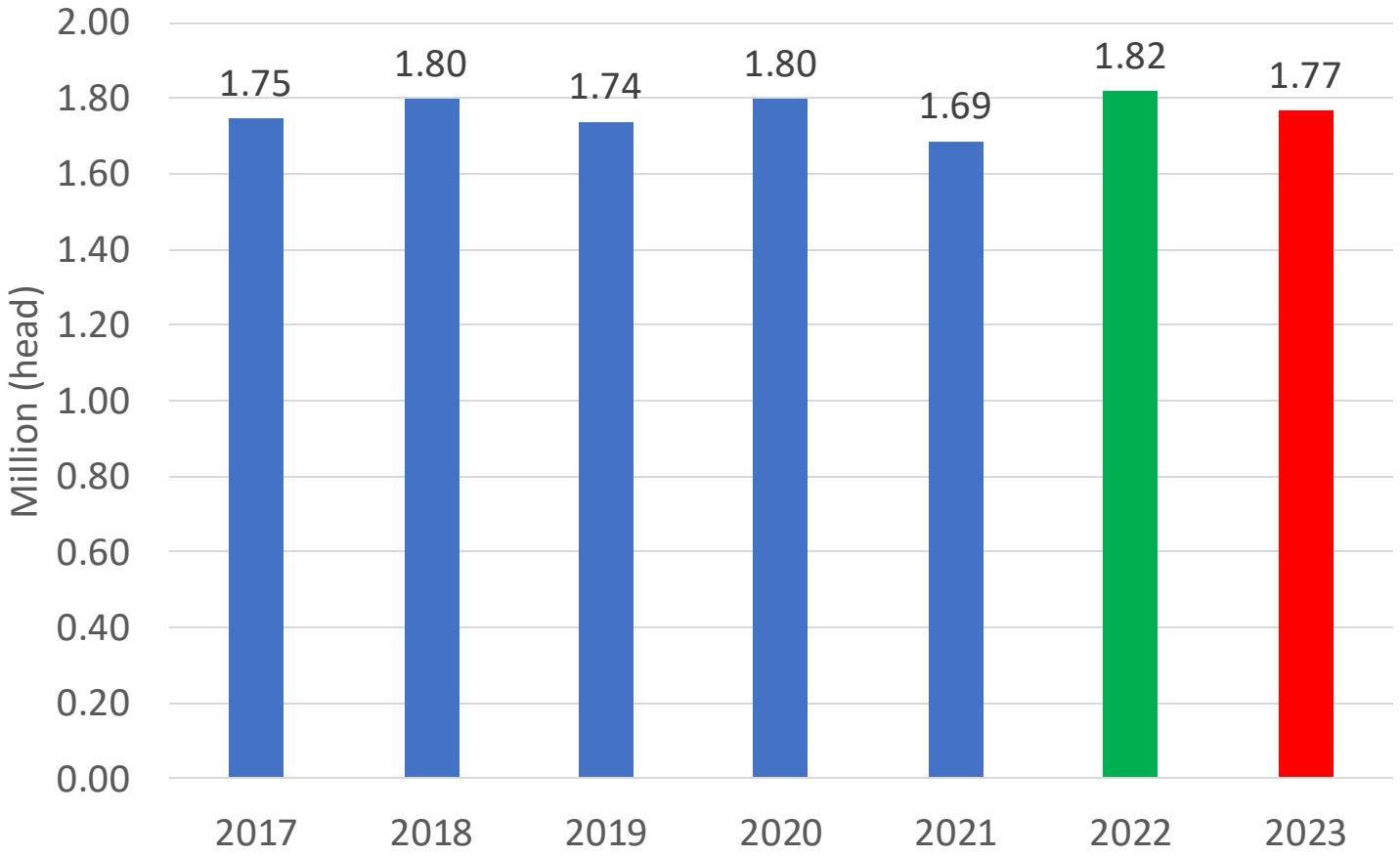

2022: 1.82million head

Change in numbers
+132,000 head
+8%

2023: 1.77million head

Change in numbers
-50 to 60, 000 head
-3 to -4%

Irish cattle supply forecast: 2023

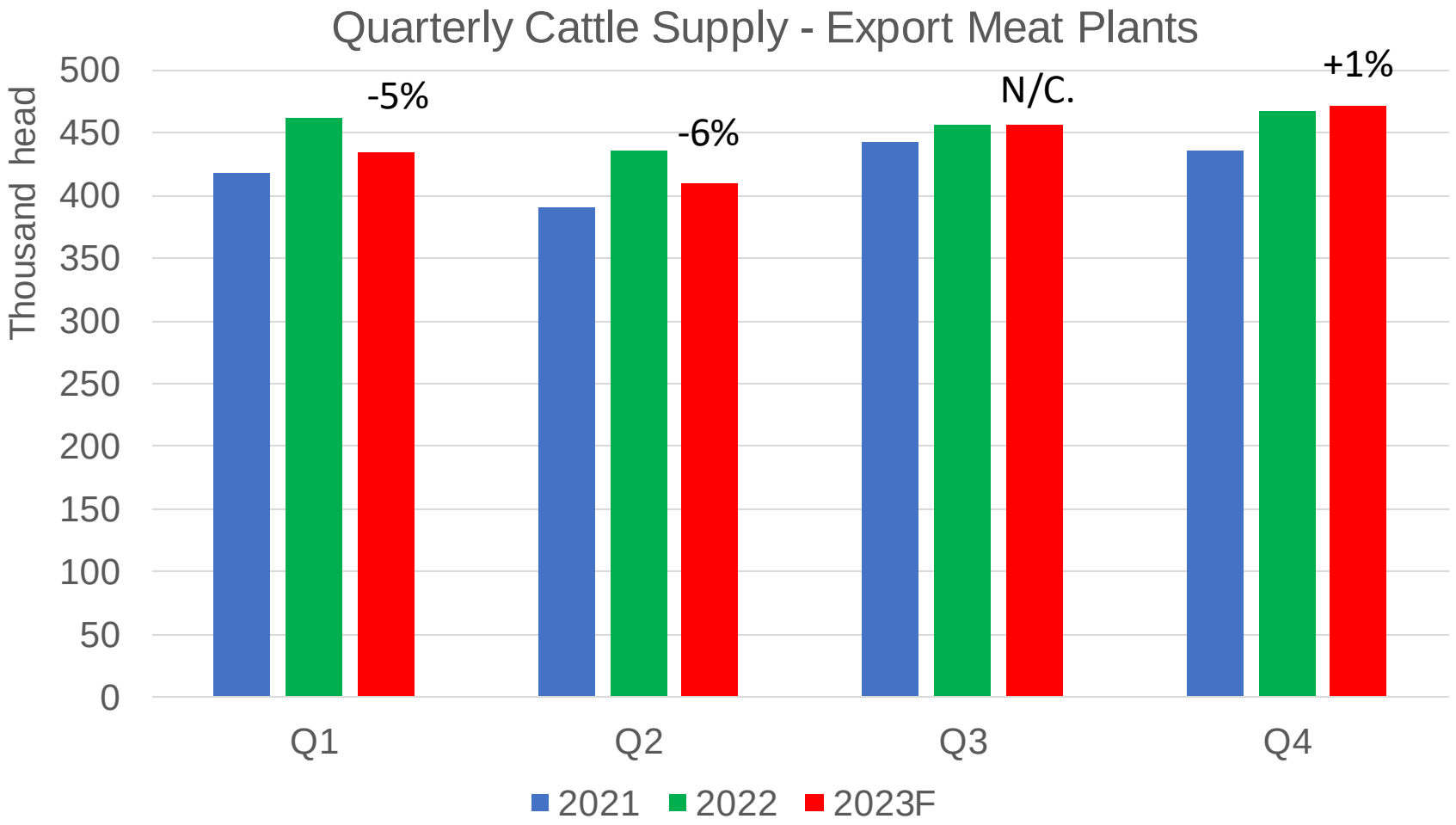

2022: 1.82million head

Change in numbers
+133,000 head
+8%

2023: 1.77million head

Change in numbers
-50 to 60,000 head
-3 to -4%

Lighter carcase weights (Jan- Nov) -2.6% / -9kg

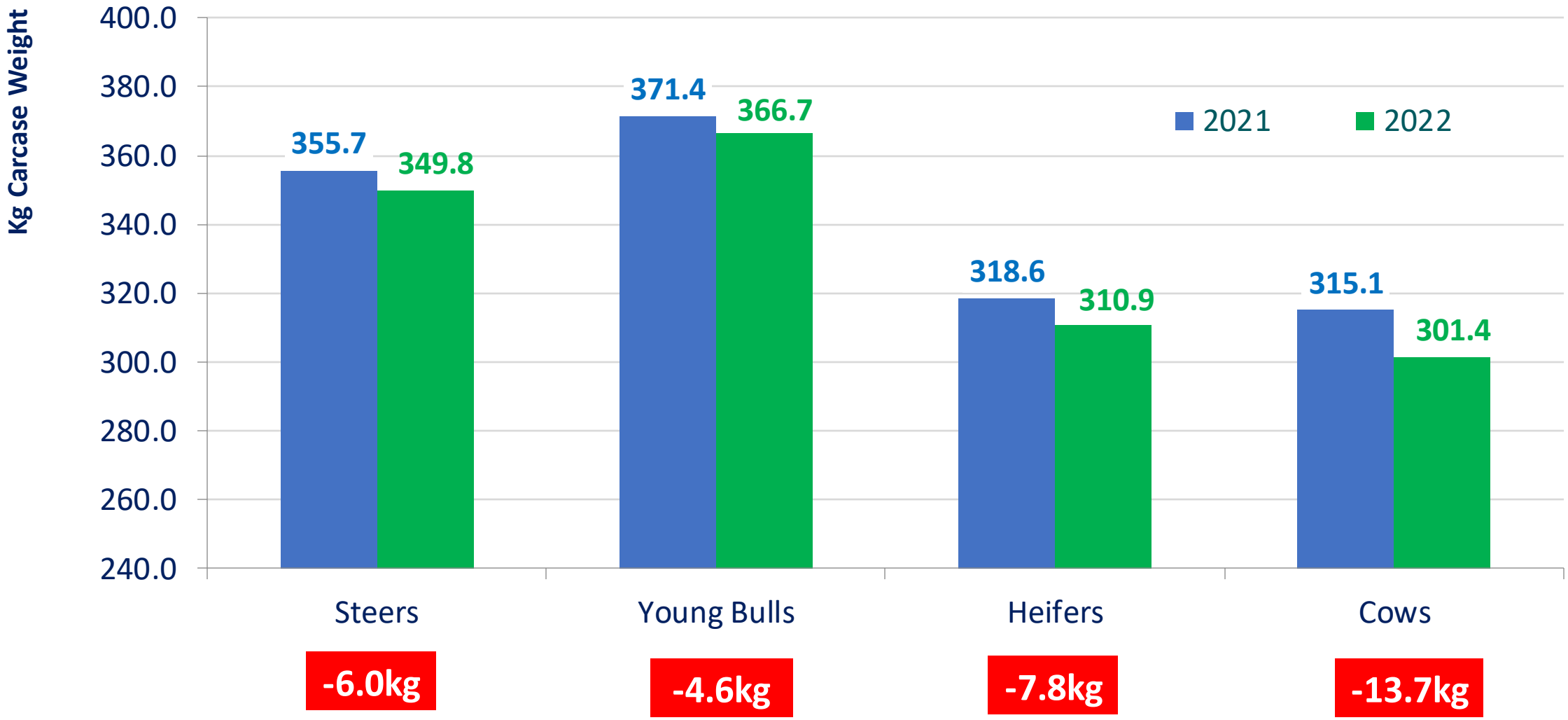

Decreasing production trend to continue in Europe

	France	Germany	Italy	Spain	Poland	NL	Total EU
2022 (e) '000 T Production	1,372	1,030	735	742	560	429	**6,793**
% change	-3.7	-3.9	-1..7	+3.4	+0.9	--	**-1.2**
2023 (f) '000 T Production	1,345	1,033	725	725	565	426	**6,745**
% change	-2	+0.3	-1.4	-2.3	+0.9	-0.8	**-0.7**

Source: EU Beef Forecast Working Group, Gira

- 2023 EU beef consumption to decline (-1%)
- Herds contracting 2023: Dairy -0.8%, Suckler -1.9%
- Total decline 2022 – 2027: -5.5%
- Impacted by green policies, cost of production, lower consumer spending

EU Imports to moderate, with steady exports



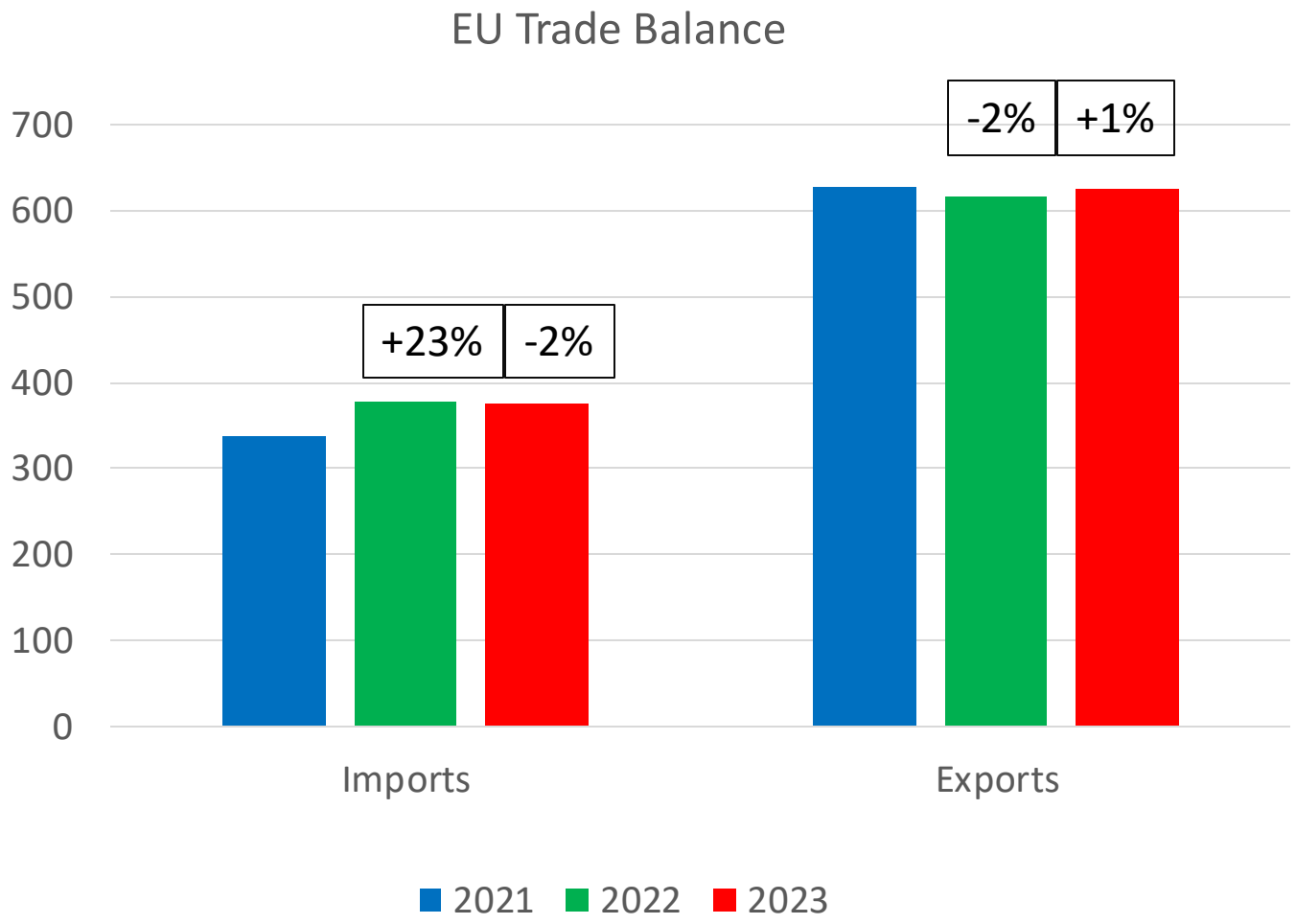

UK beef outlook



‘000 tonnes	2021	2022	2023
Production	889	900	911
Imports	331	407	400
Exports	130	137	148
Consumption	1,133	1,152	1,134

Source: Gira Meat Club 2022

- Some increased throughput in first half 2023
- Solid import demand. Non EU volumes remain low.
- Inflation +10.7% putting pressure on spending
- Retail sales to Nov 27. Price: +10.7% Spend: +6.2% Volume: -4.1%
- Foodservice consumption to Sept. 4: +26%

Inflation impact key to consumer demand for beef

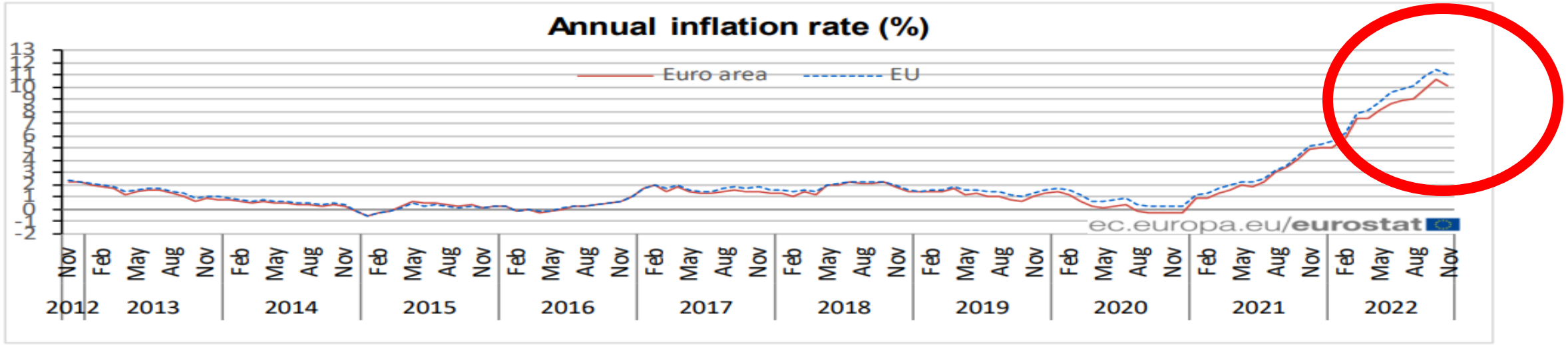

ec.europa.eu/eurostat



Summary

- Irish average prices increased in line with EU and UK in 2022
- Strong export growth in volume and value terms
- 2023: Irish cattle numbers to decrease 50-60,000 hd
- Slight GB production increase
- EU production to decrease in line with overall downward trend in herd
- EU Imports to decline while exports increase
- Consumption under pressure from sharp increase in prices and decreased spending power
- Upward global price trend to stabilise in 2023

Beef Outlook 2023
Mark Zieg

